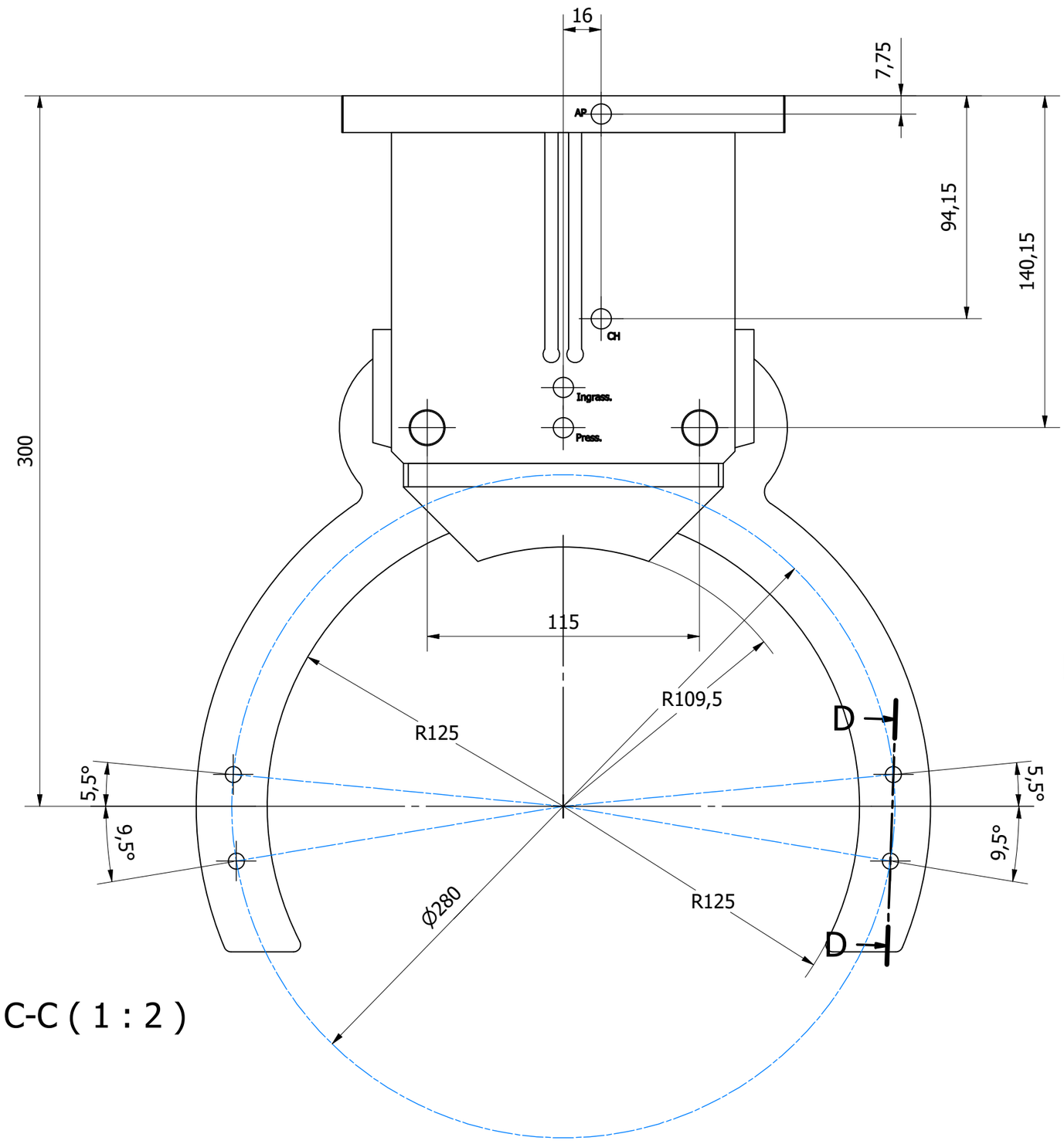

C-C (1 : 2)

D-D (1 : 2)

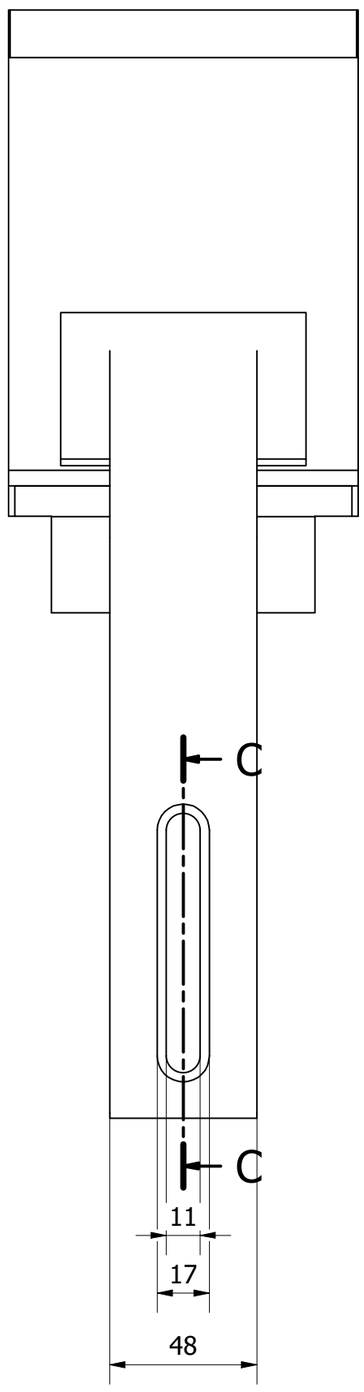

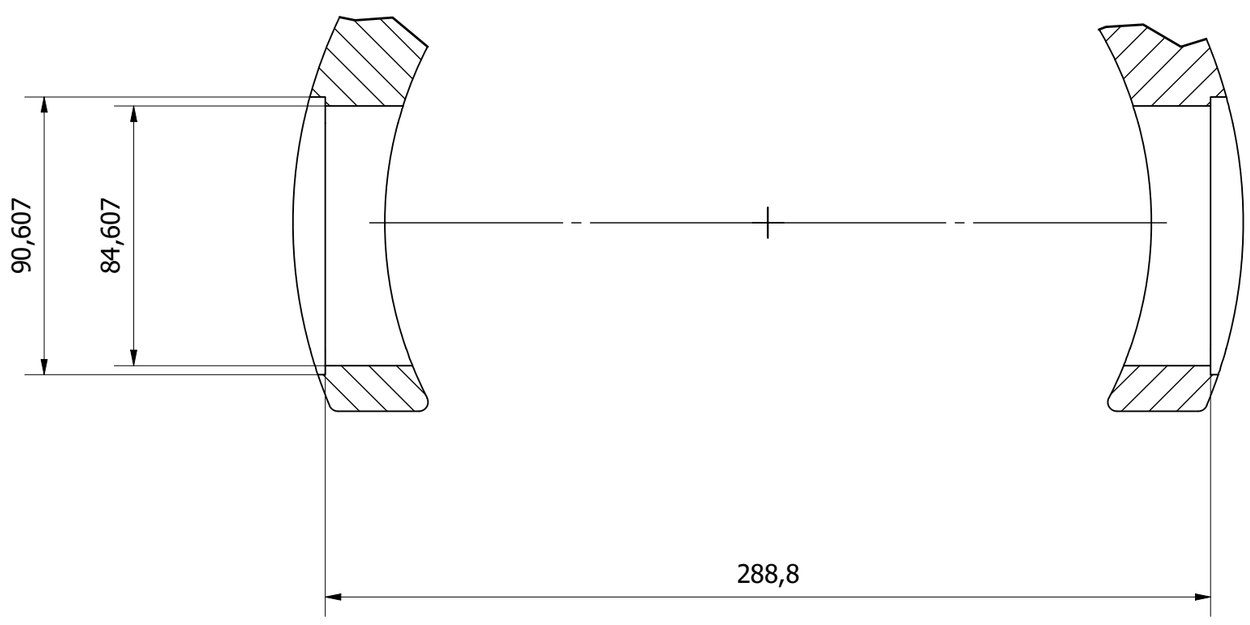

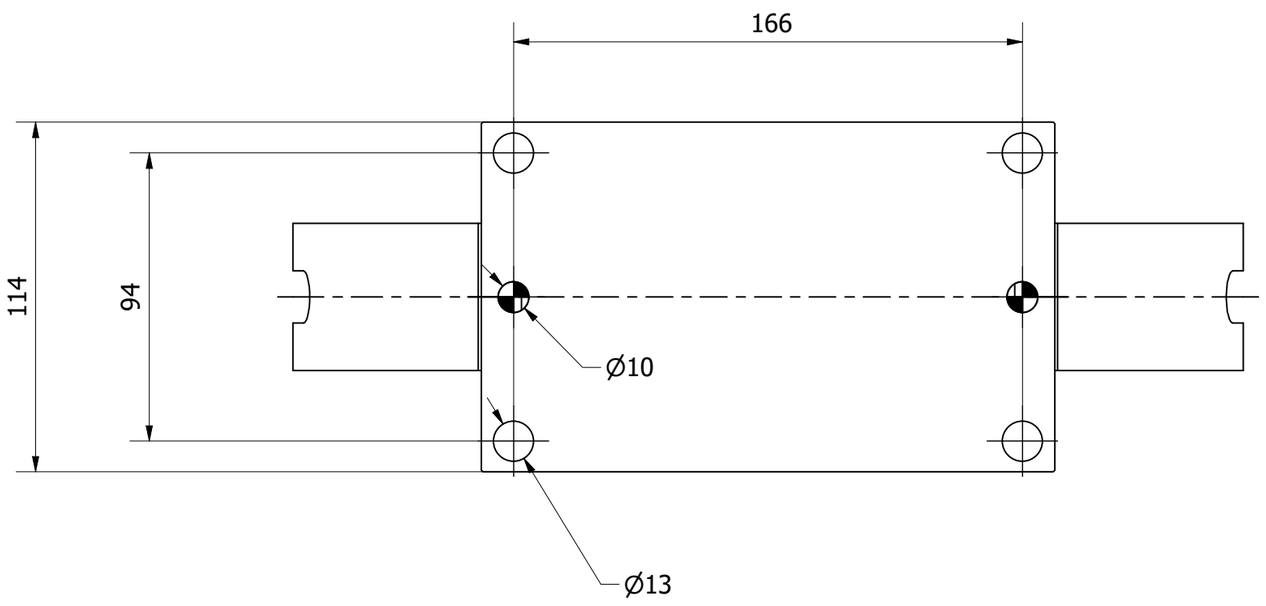

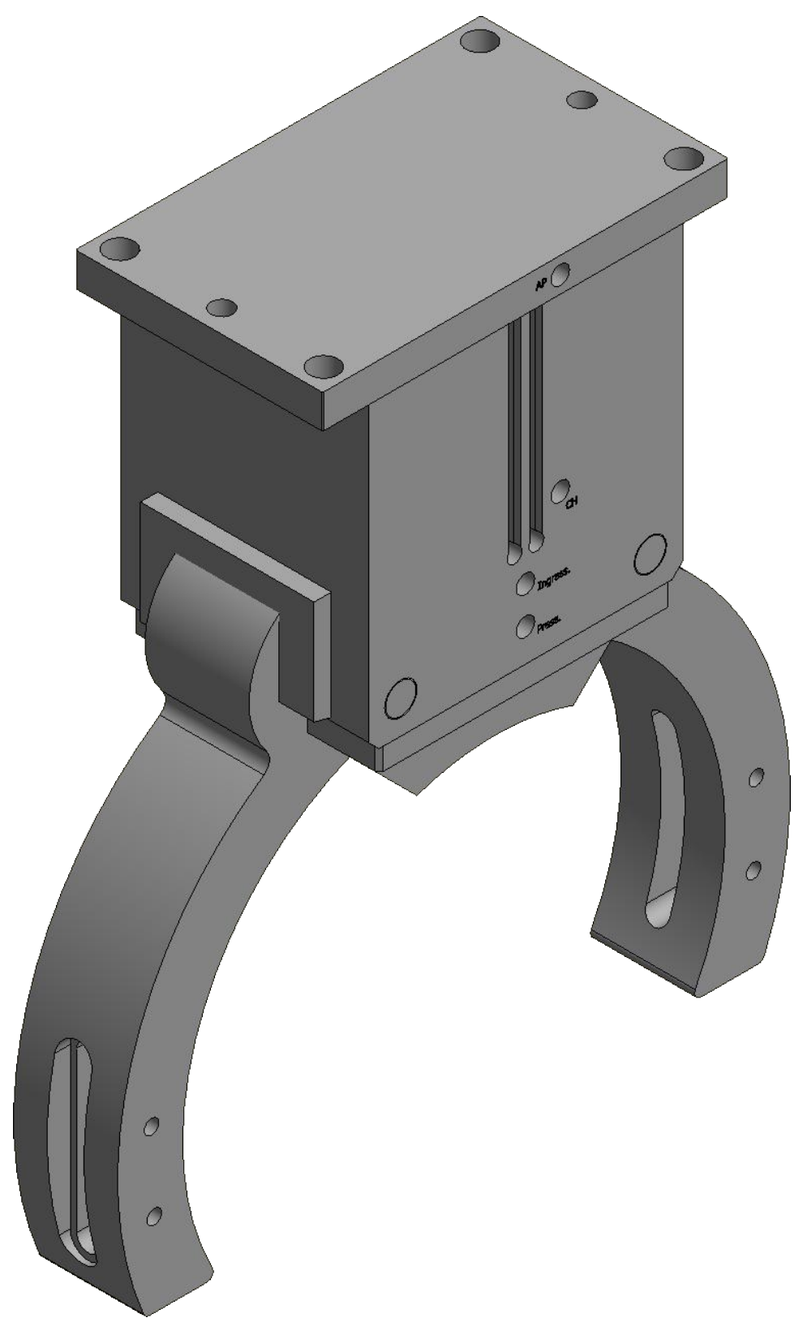

- momento di chiusura 185 Nm a 6 bar griffe parallele
- larghezza corpo 115mm
- fissaggio dalla base
- corsa per griffa 90°
- massima inerzia griffa 430kgm2
- max lunghezza griffa 220
- ripetibilità 0.15mm
- tempo apertura/chiusura 1,5-2 sec
- max carico assiale 1400 N
- max momento MT 60 Nm
- max momento MF 20 nm
- T-Slot sul corpo
- Rating IP 55

Rif	Dra / Dis	Date / Data	Description / Descrizione
4			
3			
2			
1			
REV			

Tolleranze per dimensioni lavorate senza indicazioni
Tollerances on worked dimensions
unless otherwise specified

⊥ 0.04 | // 0.04 | ◎ 0.03

Edges / Spigoli	Fillets / Raccordi	Roughness Rugosità
0.5X45°	r 2.2	3.2

General dimension / Dimensioni generali				
Dimension/Quota	<30	30-120	120-400	>400
Linear/Lineari	±0.15	±0.25	±0.4	±0.6
Angular/Angolari	±30'	±20'	±10'	±10'
Position/Posizione	Ø0.1	Ø0.2	Ø0.3	Ø0.4

Material
Materiale

Heat treatment
Trattamento

Raw
Grezzo

Quantity
Quantità

PROPRIETA' RISERVATA - il presente disegno è di proprietà della OMIL S.R.L. non potrà essere riprodotto, duplicato o distribuito, in tutto o in parte, senza il consenso scritto della stessa.

RESERVED PROPERTIES - this drawing is a property of OMIL S.R.L. (ITALY) and shall not be reproduced, duplicated or distributed, in whole or in part without the written permission of the owner

OMIL THE ART OF CLAMPING SYSTEMS

www.omil.it

Description / Descrizione

pinza P GC 80 - OMIL

Scale
Scala
1 : 2

Dwg Size
Formato
A2

Date
Data
21/06/2021

Drawn by
Disegnato da
PRAI

Dwg no.
N° Disegno